

MINUTES OF MEETING
GRIEVANCE MEETING FOR THE PURCHASE OF DIGITAL RADIOGRAPHY, CT
SCAN AND ANGIOGRAPHY FOR ADP SCHEME "PROVISION OF
RADIOLOGICAL EQUIPMENT AT 120-BEDDED EMERGENCY AT SHEIKH ZAYED
MEDICAL COLLEGE/ HOSPITAL, RAHIM YAR KHAN

A meeting of grievance committee was held on 11-03-2018 at 10:30 a.m in the committee room of this institution under the chairmanship of Prof. Dr. Mubarak Ali, Principal, Sheikh Zayed Medical College/ Hospital, Rahim Yar Khan to review & consider the grievances submitted by the participating firms against the technical evaluation report of technical committee meeting held on 31-03-2018.

Agenda: Review of grievances submitted by the firms and considerations on technical & administrative grounds.

Proceedings: Committee decided to discuss the grievances of the firms item wise one by one:

Digital Radiography System

M/s Shirazi Trading: Make: GE Healthcare, Model: Optima XR 646, Country of origin & Manufacturing: china while country of manufacturer: USA with CE Certificate. Committee observed that the offered system has followings shortcomings:



- ✓ shortest exposure time is not 1ms
- ✓ Matrix size is not as per requirement of 2800 x 2800

Decision: committee rejected the grievance submitted by M/s Shirazi Trading Company and the decision of non-responsive of technical committee with stands.

M/s Digionics: Make: DEL Medical, Model: OCT 15T, Country of origin, manufacturer & Manufacturing: USA. Committee made the following observations on the grievance submitted by the firm M/s Digionics:

1. FDA certificate doesn't comply with/ hold 510K standards and couldn't be verified from the FDA website.
2. CE certificate submitted by M/s Digionics belongs to the European representative who is a third party (Villa Sistemi Medicali Via delle Azalee 3-20090 Buccinasco (MI) Italy).
3. OEM certificate was not submitted by the firm.

4. Shortest exposure time is not 1 ms and no data sheet was attached with grievance for verification.
5. The movement of Bucky stand is not motorized and no data sheet was attached with grievance for verification.

Decision: committee rejected the grievance submitted by M/s Digionics and the decision of non-responsive of technical committee with stands.

Firms technically responsive for Digital Radiography are as under:

1. M/s Technology Links
2. M/s Medequips SMC
3. M/s SIEMENS Healthcare

CT Scan 128 Slice

M/s Eastern Medical: Make: Hitachi, Model: Scenaria, Country of origin, manufacturer & Manufacturing: Japan with FDA/ MHLW Certificate.

Decision: The committee rejected the grievance submitted by M/s Eastern Medical Technologies and the decision of non-responsive of technical committee with stands.

Firms technically responsive for CT Scan 128 Slice are as under:

1. M/s Shirazi Trading
2. M/s Medequips SMC
3. M/s SIEMENS Healthcare

Angiography System

M/s Shirazi Trading: Make: GE Healthcare, Model: Innova IGS 630, Country of origin & Manufacturing: France while country of manufacturer: USA with FDA/ CE Certificate. Committee reviewed the points of grievance one by one submitted by the firm:

Sr. #	Specification/ Req. Parameter	clarification	Remarks
01	1 ms Shortest exposure time is required	Shortest exposure time is 1 ms	Verified
02	The system must have online image density (gray scale) correction i.e. Automatic online image density correction of dynamic scenes and single images for clear view in the bright and dark areas of the image	This option is available under the visualization of low contrast object.	Verified
03	Active Matrix TFT monitors with 1024 x 1280 matrix resolution	Offered Model Monitor IGS 630 have 1024 x 1280 matrix resolution	Verified





04	Reconstruction result can be native & subtracted	Image Acquisition: -Fluoro mode: Non subtracted, subtracted, road map capability -Sub/no sub simultaneous image display	Verified
05	USP	already offered as standard	verified

Decision: The committee accepted the grievance submitted by M/s Shirazi Trading company and changed the decision of non-responsive of technical committee into responsive.

Presentation of M/S Siemens against M/S Medequips & M/S Shirazi Trading

M/s SIEMENS made a presentation against M/s Medequips & M/s Shirazi trading company. The committee gone through those points & details of that presentation one by one. Detail is as under:

M/s Medequips:

Sr. #	Specification/ Req. Parameter & Observation by SIEMENS	Reply by M/s Medequips	Decision of Committee
01	Manual and automatic pixel shift for DSA studies (M/s Medequips cannot offer exam room control for manual pixel shift for DSA studies)	Manual and automatic pixel shift is available	Committee verified & accepted the reply of M/s Medequips
02	Digital pulsed fluoroscopy / radiography with 7.5/10 and 15 frames per second in 1024 x 1024 x 12-bits or more for single plane (M/s Medequips cannot perform)	This feature is available and can be performed upto 30 frames/ sec.	Committee verified & accepted the reply of M/s Medequips
03	The selection of the Cu filters must be automatic by the system based on patient weight / absorption without any user interaction (There is no real time adaptation based on absorption/ angulations)	Automatic selection & adjustment is available.	Committee verified & accepted the reply of M/s Medequips
04	Overlay fade feature i.e. online plane (M/s Medequips cannot perform)	Said facility is available	Committee verified & accepted the reply of M/s Medequips
05	All controls of digital imaging system must be available in the examination as well as control room (M/s Medequips cannot perform control)	The feature is available as mentioned on brochure	Committee verified & accepted the reply of M/s Medequips
	Agency Agreement for last 3 years	M/s Medequips have valid agency agreement	Committee verified & accepted the reply of M/s Medequips

Decision: committee rejected the presentation of M/s SIEMENS & the decision of responsive of technical committee with stands.

M/s Shirazi Trading:

Sr. #	Specification/ Req. Parameter & Observation by SIEMENS	Reply by M/s Medequips	Decision of Committee
01	Shortest Exposure time of 1 ms with automatic exposure control (M/s Shirazi don't have 1 ms time)	1 ms time is available	Committee verified & accepted the reply of M/s Shirazi
02	Acquisition, Storage and display in 1024 x 1024 at 12 bit (M/s Shirazi has 8 bit storage)	storage at 12 bit already mentioned in bid data sheet	Committee verified & accepted the reply of M/s Shirazi
03	Manual & Automatic Pixel shift for DSA studies (There is no automatic pixel Shift)	Automatic pixel Shift is available	Committee verified & accepted the reply of M/s Shirazi
04	Overlay fade feature i.e. online plane (M/s Shirazi cannot perform)	Said facility is available	Committee verified & accepted the reply of M/s Shirazi
05	All controls of digital imaging system must be available in the examination as well as control room (M/s Shirazi cannot perform control)	All controls are available & already mentioned in bid data sheet	Committee verified & accepted the reply of M/s Shirazi


Decision: committee rejected the presentation of M/s SIEMENS & the decision of responsive of technical committee with stands.


Firms technically responsive for Angiography are as under:

1. M/s Shirzai Trading
2. M/s Medequips SMC
3. M/s SIEMENS Healthcare



Jam Tahir Rasool
Biomedical Engineer
SZMC/ SZH


Khurram Shahzad
Caretaker/ Assistant Director
E&D, SZMC/ SZH


Muhammad Akbar Athar
Assistant Manager (Contracts)
E&D, SZMC/ SZH


Dr. Abdul Wahid
Sr. Procurement Officer
SZMC/ SZH


Dr. Asma Rashid
Consultant Radiologist
SZMC/ SZH


Dr. Zaheer Mustafa
Associate Prof. of Radiology
SZMC/ SZH


Dr. Tariq Mehmood Rehan
Prof. of Surgery (Chairman)
SZMC/ SZH


Prof. Dr. Mubarak Ali
Principal
SZMC/ SZH